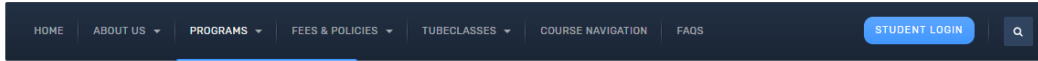
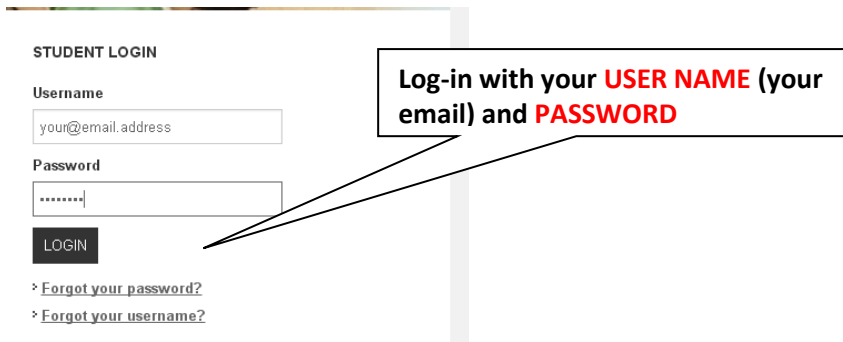


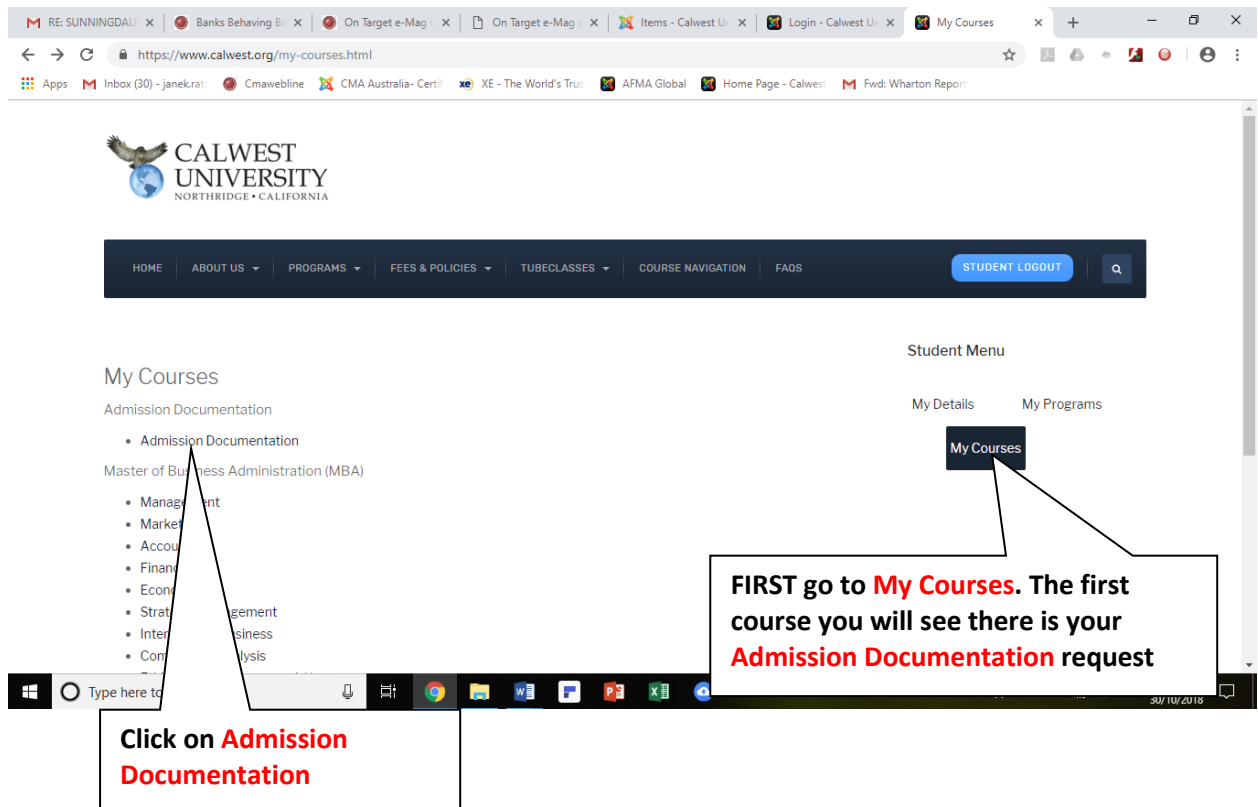
UPLOADING ADMISSIONS DOCUMENTATION



YOU WILL BE TAKEN TO A LOGIN SECTION



THE FIRST THING THAT YOU DO AFTER ENROLLING IN A PROGRAM IS TO PROVIDE ADMISSION DOCUMENTATION. THIS IS DONE AS YOUR FIRST ASSIGNMENT.



FIRST ASSIGNMENT: SUBMIT ADMISSION DOCUMENTATION

You are logged in as [Janek Ratnatunga](#) (Log out)

Admission Documentation

My home » admission

Your progress

Upload Documentation

Upload your scanned documentation

For MBA:

1. A notarized copy of your undergraduate degree (or professional Qualification) certificate and grade transcripts;
2. A comprehensive Resume or Curriculum Vitae, detailing both academic and professional experience.

For DBA:

1. A notarized copy of your undergraduate degree (or professional Qualification) certificate and grade transcripts;
2. A notarized copy of your graduate degree certificate and grade transcripts [for DBA admissions]
3. a notarized copy of your MBA degree certificate and grade transcripts [for DBA for MBAs admissions];
4. A carefully written 3-4 page Essay titled, "My Objectives and Academic Research"

administration

- My profile settings

course completion

status

Status: *Not yet started*

All criteria below are required:

Required criteria

- Teacher
- Activity completion

Note: until you press **confirm submission button, "Status Not Yet Started" will appear. Once you finish submitting, "Status Pending" will appear. It will take upto 24-Hours to confirm Admission. Once confirmed, "Status Completed" will appear.**

engage in a doctoral program; how such a credential will impact your professional career or standing; how your former preparation has led you to undertake future and more advance studies, etc. - you are not limited to these ideas; they are merely suggestions);

5. A comprehensive Resume or Curriculum Vitae, detailing both academic and professional experience.

When you finish uploading and submitting, the message: **Status: "Pending"** will still appear on Right Hand Side **Course Completion status section**. This merely means that your documentation has not, as yet been reviewed. Please log out and wait 24 Hours and then log on again and check on the **courses tab**. If your admission documents are in order Status: **"Completed"** will appear.

This means that you will now be able to enrol in the required courses.

Please go to Programs and chose the course you wish to enrol in.

If after uploading the Status remains "Not Yet Started" make sure that you did click the "SUBMIT button" and also press "Confirm Submission" Button

Upload Proof of Admission Requirements

Click Here to Drag and Drop Admission Documents

File picker

Recent files

Upload a file

URL downloader

Private files

Wikimedia

amazon_s3_repository

Attachment: No file chosen

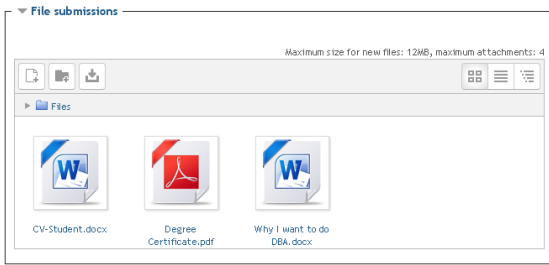
Save as:

Author: Janek Ratnatunga

Choose license:

Chose and Upload Files, One at a Time.

YOU WILL SEE:



Save changes Cancel

After you upload all Admission Requirements, click **“Save Changes”**

YOU WILL THEN SEE:

Submission status

Submission status	Draft (not submitted)
Grading status	Not graded
Last modified	Thursday, 2 July 2015, 8:43 AM
File submissions	<ul style="list-style-type: none">CV-Student.docxDegree Certificate.pdfWhy I want to do DBA.docx
Submission comments	Comments (0)

You will be given a chance to Edit

Finally, you are ready to **submit** Admission Documents as your first **“Assignment”**

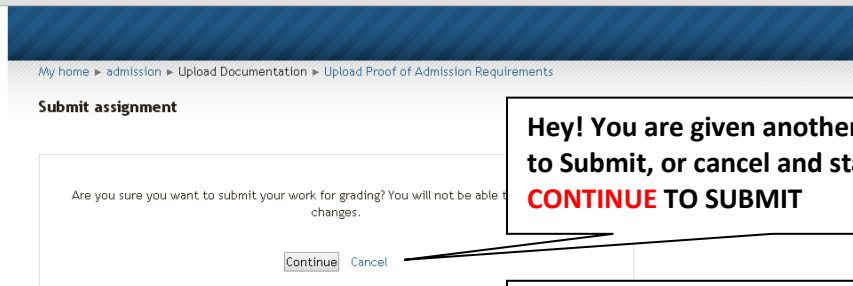
Edit submission

Make changes to your submission

Submit assignment

Once this assignment is submitted you will not be able to make any more changes.

YOU WILL THEN SEE:



Hey! You are given another chance to continue to Submit, or cancel and start again. PRESS **CONTINUE TO SUBMIT**

FINALLY YOU WILL SEE:

Submission status

Submission status	Submitted for grading
Grading status	Not graded
Last modified	Thursday, 2 July 2015, 8:54 AM
File submissions	<ul style="list-style-type: none">CV-Student.docxDegree Certificate.pdfWhy I want to do DBA.docx
Submission comments	Comments (0)

When you see **“Submitted For Grading”** it means that your Admission Documentation has been successfully uploaded.

You are logged in as Janek Ratnatunga (Log out)

admission

Clicking this will enable you to see the progress of your Admission. If you wish to leave this page, go to any of the **CALWEST NAVIGATION TABS** (except **HOME**); and chose **MY PROGRAMS** or **MY COURSES** from the RHS menu bar.